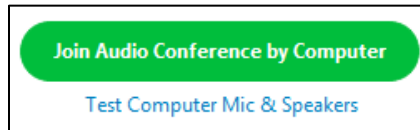




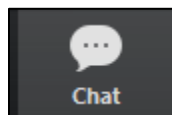
College of Medicine Tutorial Series

Audience Interactions

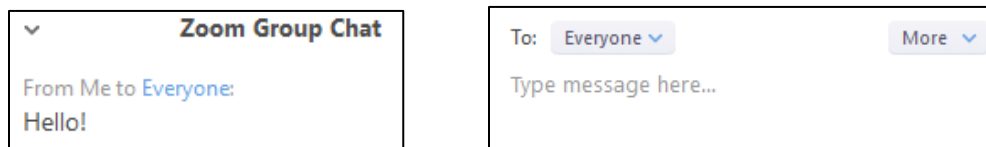
1. After you have started or joined a meeting, there are several options available to interact with the audience during the meeting
2. Click the Join Audio Conference by Computer button



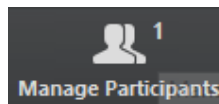
3. Click the Chat button to interact with your audience via text



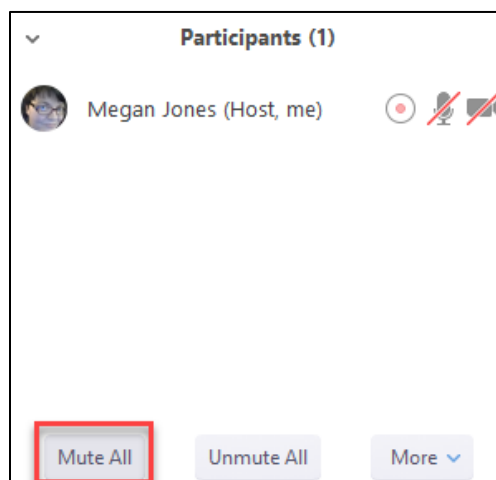
4. Enter your message in the message box, and remember that you can choose your recipients



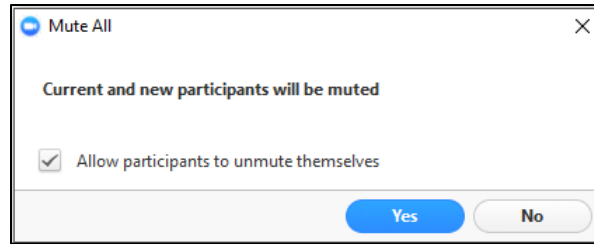
5. Click the Manage Participants button to see audience attendees




6. Click the Mute All button to mute the audience



7. To better control the meeting, it is recommended that users sign in to the Zoom Client and start the meeting from their accounts, otherwise you will not be able to mute other participants
8. The Mute All window opens
9. Check/uncheck the box to control muting
10. Click Yes to Mute All

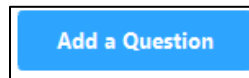


11. Click the Polls button to ask your audience a question and receive feedback immediately



12. The Polls window opens

13. Click the Add a Question button

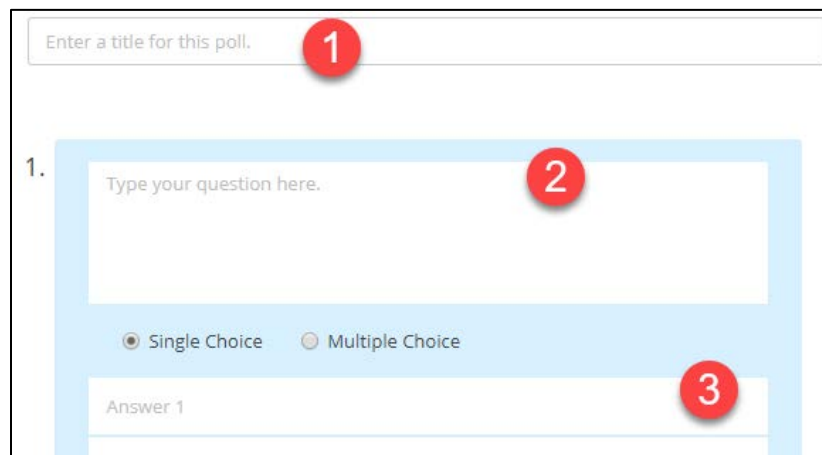


14. Your web browser will open your Zoom dashboard, allowing you to add questions to your meeting

15. You may also craft and save questions ahead of time, prior to a meeting

16. Enter a question for your audience

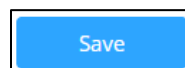
17. Enter potential answers for your audience to solicit feedback



18. You may also add more questions by clicking the Add a Question button



19. Once finished, select the Save button to save your poll



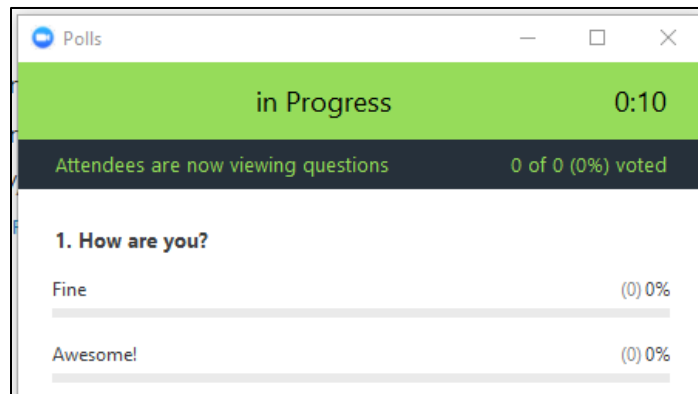
20. Select the minimize button on your web browser to return to your meeting



21. Click the Launch Polling button to start the poll for your attendees




22. Once started, the poll will be in progress and you can see the audience responses



23. Click the End Polling button to stop collecting answers from the audience



24. You may Share Results with the audience or collect answers again



25. Click the Close button to close the Polls window



26. These are just a few basics to help with audience interactions